

STUDIO



STUDIO TWENTY LODGE


The Twenty Lodge is a wooden garden studio that's easy to set up and move around. Practical and functional, it's perfect for all kinds of projects.

USES

- ◆ Self-contained accommodation
- ◆ Living room
- ◆ Second home
- ◆ Atypical rental

AVANTAGES

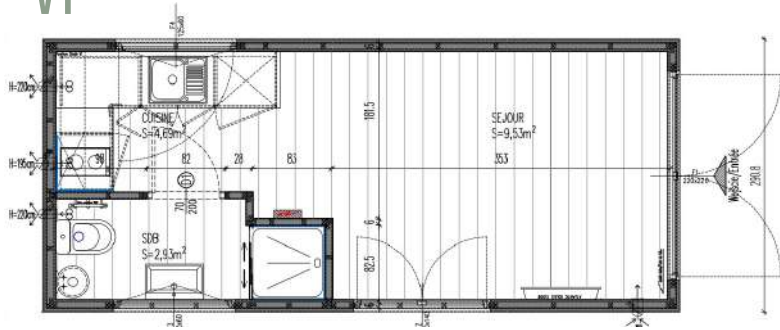
- ◆ Ecological, economical and sustainable housing
- ◆ Foundation-free, without building permit
- ◆ 4-season insulation
- ◆ Delivered assembled
- ◆ Autonomy optional



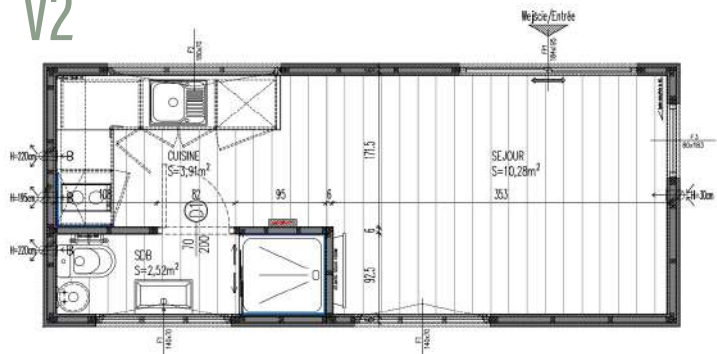
STUDIO

The Twenty Lodge is available in two versions to suit your needs. It offers plenty of useful space that's easy to fit out.

V1



V2



DETAILS

- ◆ Natural larch wood cladding
- ◆ Thermo-lacquered aluminium joineries, double glazing
- ◆ EPDM flat roof
- ◆ Wooden framework
- ◆ Wood and mineral wool insulation
- ◆ Waterproofing with rain screen and vapour barrier
- ◆ Complete electrical and hydraulic systems
- ◆ Fully-equipped bathroom and kitchen
- ◆ Choice of interior and exterior finishes
- ◆ Delivery in 3 months

LONGUEUR	6,65 m
LARGEUR	2,91 m
HAUTEUR	2,99 m
APERTURES V1	4
APERTURES V2	5

GROUND AREA	< 20 m ²
LIVING AREA	16,71 m ²



Non-contractual photos